




CAPPUCCINA

Design Inga Sempé, 2015

**LUCE
PLAN**

| | | |
|--------------|--|--------|
| Type: | Floor | |
| Lamps: | LED 15W ~ 3000K ^(*) | EEL: A |
| Product use: | Indoor | |
| Materials: | Structure in die-cast aluminum (base and holder) and extruded aluminum (stem), diffuser in opaline blown glass, shade in fabric bonded to thermoplastics | |
| Colors: | structure: glacier light grey shades: brown/pluie, cream, green/cochenille | |

Description: Cappuccina by Inga Sempé is a fixture composed of a slender metal base and a spherical luminous body in opaline glass, containing an LED module, on which the fabric shade simply rests, without attachment: this configuration makes it possible to move the shade and orient the light to meet different needs.

Insulation class:   

| | | | |
|-----------------|-----------|--------------|--------------------|
| Reference code: | Structure | | |
| | D88t | 1D880TD00004 | glacier light grey |
| Shade | D88/2 | 1D8802000028 | brown/pluie |
| | | 1D8802000003 | cream |
| | | 1D8802000011 | green/cochenille |



brown/pluie



cream



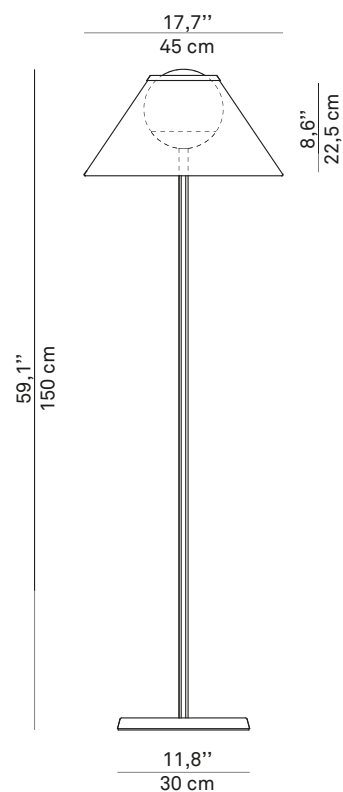
green/cochenille

Anti fall accessory
D88/4 1D8804000000

^(*)The LED lamps cannot be changed in the luminaire
Power consumption by device



D88t.



D88/4 accessory

